



How to get the most out of your learning plan



1

Work independently



At the start, your child will see questions at an average difficulty level for their year group. As they answer questions, the difficulty will **adapt** to keep them on their ideal pathway. It's important for your child to **work independently** so that the algorithm can adjust to them.



2

Keep moving forward

No matter what score your child achieves, they should keep moving forward as they unlock each new island. Forward progress helps learners to stay motivated. Atom will keep them balanced between introducing new concepts and recapping areas they found tricky.



3

Use helpsheets and videos

Encourage your child to start each island by **viewing the helpsheet and/or video.**

Even if they're already familiar with the topic, this is the best way for learners to refresh their memory and build a secure understanding.



4

Read the explanations

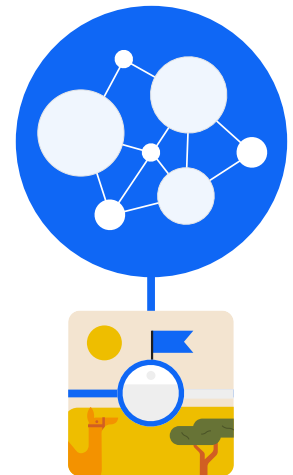
Each question is followed by a teacher-written explanation, whether the learner answers it correctly or not. Encourage your child to **read each explanation** before moving on, to consolidate their knowledge.



5

Trust the algorithm

Atom's **adaptive algorithm** will make sure your child is always challenged – but not to the point of becoming demotivated. Each topic adapts independently. The challenge will increase in their stronger areas, while allowing them to practise their areas for development.



Contact us

support@atomlearning.co.uk | +44 (0)20 4586 7744 | atomlearning.com