



Year 3 Kent Test (11+) Learning Plan

Are you considering a Kent grammar school for your child's secondary education? If they're currently in Year 3, it might feel like a long time before you need to start thinking about the Kent Test in Year 6. Starting preparation early and practising little and often is key to a healthy exam experience. Remember – **exam preparation is a marathon, not a sprint!**

The Kent Test consists of two papers – one in **English** and **maths**, and the other in **verbal reasoning** and **non-verbal reasoning**. Each paper takes between 40–50 minutes and children record their answers in a separate answer book.



Your learning plan

This learning plan is here to help you manage your child's learning over the next three years. Learn what to introduce and when, and get practical tips for how to use [Atom](#) to get ready for the Kent Test.

Before you get started, set your target school(s) on Atom Home. This will make sure that your child sees activities tailored to the Kent Test.



Year 3

Autumn term

A little and often approach to learning supports long-term retention and engagement. The start of Key Stage 2 is a great time to introduce short daily study sessions in English and maths as part of a healthy learning routine.

As a guide, the number of minutes children can concentrate works out at 2–3 times their age. In Year 3, this means that your child should be having focused study sessions of **14–24 minutes**.

Autumn Activity

- **Get started with English and maths activities on Atom.** You might find it helpful to alternate the days your child spends working through their exam prep plan activities. For example, 10 minutes on English on Mondays and Wednesdays, and 10 minutes on maths on Tuesdays and Thursdays.



Spring term

By the spring term, your child should be reading regularly. Research shows that children who are engaged with literacy have better mental wellbeing. Reading also helps improve comprehension and vocabulary skills which are tested in the English and verbal reasoning sections of the Kent Test.

Encourage your child to choose their own reading material (from both fiction and non-fiction) to help them stay motivated.

Spring Activity

→ **Ask your child to create a vocabulary log.**

As they read, they should add any new words and their meanings to the log. This will help them expand their vocabulary and improve their spelling.



Summer term

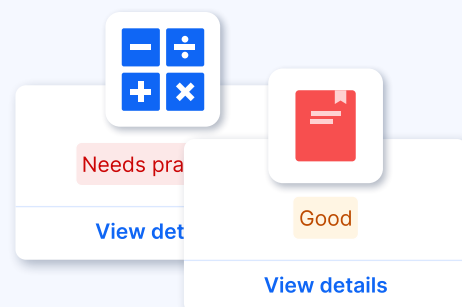
By the end of Year 3, you should start to see which topics your child finds easy, and which are more challenging. Atom automatically detects these topics to make this experience easier.

Make sure to encourage a growth mindset. Praise is a fantastic motivator, but it's important to celebrate effort as well as achievement. This helps your child understand that making mistakes is valuable because it gives us the opportunity to learn from them and improve.

Summer Activity

→ **Take a look at your child's English and maths performance on Atom.**

Note any topics where their performance level indicates that they need practice. Set your child extra practices to complete in the summer holidays.



Autumn term

Paper 2 in the Kent Test is a one-hour reasoning paper. The verbal reasoning and non-verbal reasoning sections are roughly 30 minutes each, although the non-verbal reasoning section is split into smaller individually-timed sections. Reasoning isn't taught at primary school, so it's a good idea to start familiarising your child with these questions early.

Atom's adaptive algorithm introduces questions at a low level of difficulty for each skill. As your child answers questions correctly, the questions become more advanced. This enables them to unlock more challenging content.

Autumn Activity

→ **Your child's exam prep plan will start to build their confidence in verbal reasoning and non-verbal reasoning topics.** If it works well for your child, keep alternating the subjects they do each day. For example, they could spend 10 minutes on English and 10 minutes on verbal reasoning on one day, then 10 minutes on maths and 10 minutes on non-verbal reasoning the following day.



Spring term

As your child nears the end of Lower Key Stage 2, they should begin learning independently. This is important to hone their curiosity and develop resilience and persistence.

Start to take a step back from your child's learning. Encourage them to work through tasks autonomously and reward their efforts. Give your child responsibilities around the house and have open discussions. Asking for their opinions on activities, interests and current affairs can boost critical thinking skills.

Spring Activity

→ **Set aside a few minutes every week to talk to your child about their learning outside of school.** For example, ask them questions about the book they're reading. How would they describe it to a friend? What do they think will happen next? Would they have written any scenes differently?



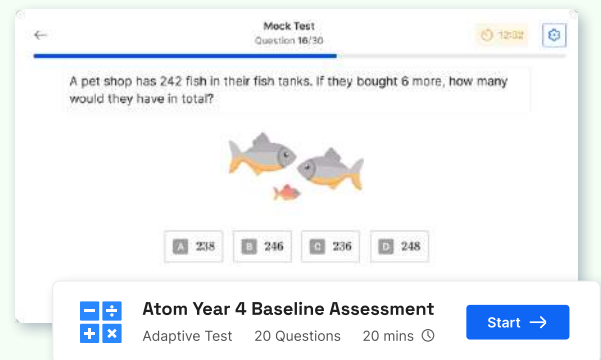
Summer term

At the end of Year 4, your child will have covered the Lower Key Stage 2 curriculum at school. Having a good understanding of all the key topics will put them in good stead for Upper Key Stage 2 and the final year before the Kent Test.

Summer Activity

→ **From your Extras page, set your child short baseline Year 4 assessments.**

These will highlight which topics your child is comfortable with and the areas they're finding more difficult. You can use this data to set your child extra practices in challenging topics.



Year 5

Autumn term


There's now one year to go until the Kent Test. At this stage, your child should be spending most of their study time covering the curriculum.

Keep up the 'little and often' approach with regular study sessions to help your child stay motivated to learn. If they're finding one subject harder than the others, encourage them to spend a little more time on this one. Lots of practice helps build confidence!

Autumn Activity

→ **Make sure your child is spending about 20–30 minutes a day on their weekly activities on Atom.**

Remind them to start each island by viewing the helpsheet and/or the video. Even if they're already comfortable with the topic, this is the best way for them to refresh their memory and build a strong understanding.



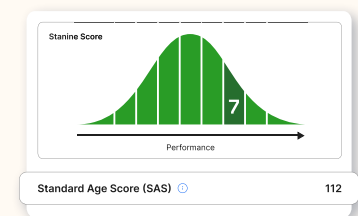
Spring term

With around half a year to go before the Kent Test, it's time to start practising exam technique. While it can be tempting to set lots of mock tests as your child prepares for the exam, this isn't an effective way to learn. Mock tests should only be used once your child is comfortable with the exam content.

When your child completes a mock test, pay attention to their standardised age score (SAS) in the test transcript. This represents your child's performance compared to their year group and is the score used in the real Kent Test. A score of 100 indicates an average position in the year group and 120+ indicates that they're working within the top 10%.

Spring Activity

- **Each month, go to your Extras page to set your child a mock test for their target school.** After each test, spend around 20 minutes reviewing the results with your child. Encourage them to take ownership of their learning by asking them which areas they found difficult and where they think they can improve.




Summer term

Your child now has just a couple of months before the Kent Test. It's important to use this time to fill any learning gaps so that they feel confident with their knowledge on the exam day. By the end of the summer term, aim for a performance level of 'strong' in as many topics as possible.

Summer Activity

- **Increase the mock test frequency to one per week throughout the summer holidays to help your child get into the exam mindset.** This is a good time to start practising with Atom's downloadable paper tests. These will help your child get familiar with working on paper and the format of the exam. Encourage them to work quickly but accurately to complete the questions within the time limit – and to always read the question carefully!



You will need to register your child for the Kent Test in the summer term of Year 5.

The application window is usually between June and July, but check the Kent County Council website for the latest information.

Autumn term

The Kent Test takes place in early September. By the start of Year 6, your child will only have a few days before the exam.

It's important to prioritise their mental and physical wellbeing at this stage. Keep up regular exam practice in bitesize chunks, but balance your child's routine with rest and play. Avoid 'cramming', encourage any kind of exercise your child enjoys, and set a bedtime routine to help them stay calm and relaxed in the lead-up to the exam.

Maintain open communication to help your child manage test anxiety. Encourage them to talk about how they're feeling and discuss challenges together. Remind them that effort is more important than achievement, and trying their best is all they can do!





Get ready for exam day. Visit
atomlearning.com