
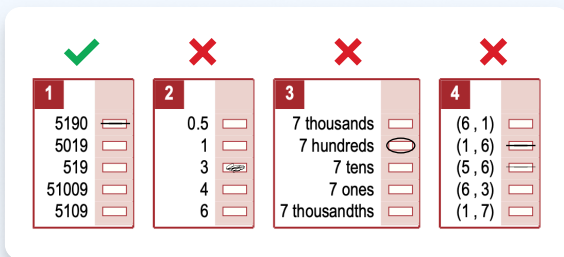


How to fill out a GL answer sheet




- In GL exams students get separate question booklets and answer sheets.
- It can be daunting for a child the first time they see a GL answer sheet. This is why it is important children are familiar with this layout ahead of their real exam.

The most important thing to remember is to fill out the answer sheet by drawing one horizontal line directly through the answer like this [—]



- If you make a mistake, rub it out completely before selecting your new answer.
- This is important because the answer sheet is marked by a computer so if it can't pick up your answer it will be marked as incorrect.



Other tips:

- Don't select answers in the question booklet, only the answer sheet will be marked.
- Don't waste time on example questions.
- You can use the question booklet for working out.

Want to find out more about Atom?

Email us at support@atomlearning.co.uk and our team will be happy to help!